Rev. 01

ELIOS

PULSANTE-PUSH-BUTTON

ITA

STRUTTURA: Pulsante in inox e nylon, UNI EN 81-70(cifra in rilievo);
MONTAGGIO: il pulsante viene inserito frontalmente in uno scasso Ø40,2mm e fissato tramite ghiera filettata;
SPESSORE PIASTRA: da 0,7 a 5 mm;
PARTE MOBILE: in policarbonato con superficie esterna rivestita in acciaio INOX AISI 304 (possibilità di trattamento in PVD color oro o nero); cifra o decorazione in rilievo brunita e braille.
CONTATTI: 1 o 2 microswitches o tact switch .
TIPOLOGIE DI CABLAGGIO: connettori a vite o sistemi precablati (AMP/MINISPOX o JST).
ALIMENTAZIONE CORONA : 12V o 24V DC 30mA.
CORSA PULSANTE: 1,2 mm.
VITA MEDIA:1.500.000 di attivazioni
GRADO DI PROTEZIONE: IP51.

ENG

Body: stainless steel and polycarbonate/nylon push button, tactile legend (EN 81-70 norm) and Braille;
Mounting: the push button is put into the cutout (Ø40,2mm) from the front and fixed by threaded ring;
Faceplate thickness: 0.7mm to 5 mm;
Pressel: polycarbonate with stainless steel AISI304 or gold/black PVD coated finishes; raised legend(s) and braille.
Contacts: 1 or 2 microswitches or tact switch;
Wiring: screws connectors or pre-wired connectors (AMP/MINISPOX o JST);
Halo Power: Led 12V or 24V DC 30mA
Stroke: 1,2 mm
Lifetime: 1.500.000 activations;
Degree of protection: IP51.

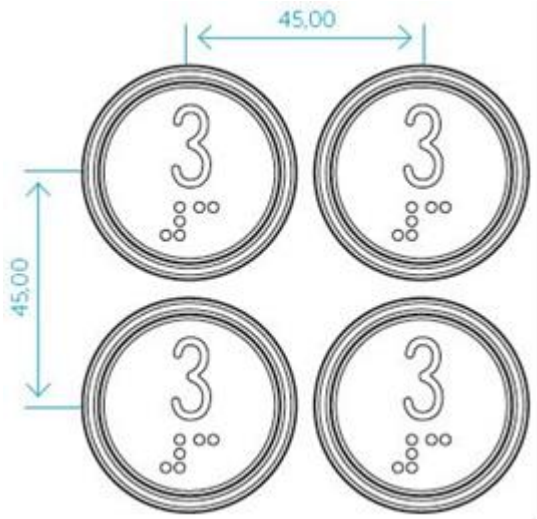

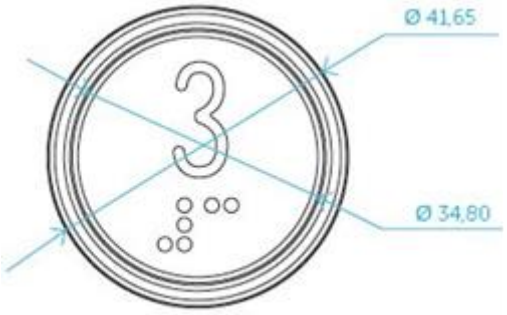

SCASSO/CUT OUT

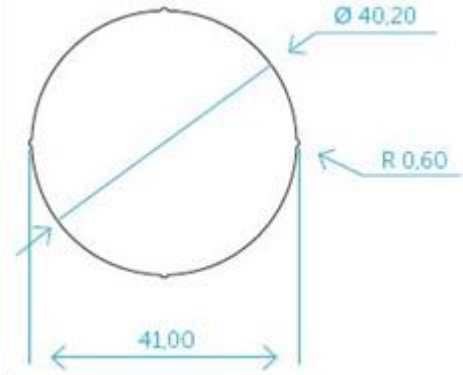

VEGA S.r.l., **Via degli Appennini 11-13** – *63845*
Ponzano di Fermo (FM) Italy – P.Iva 01578140442
– Tel. +39.0734.631941 Fax +39. 0734.636098 –

ITALIAN STYLE FOR LIFTS

ELIOS TH MLA

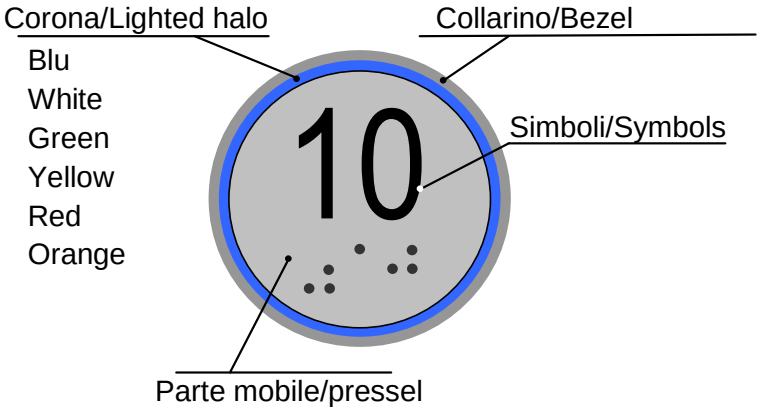

Connettore AMP o MINISPOX/
AMP or MINISPOX connector

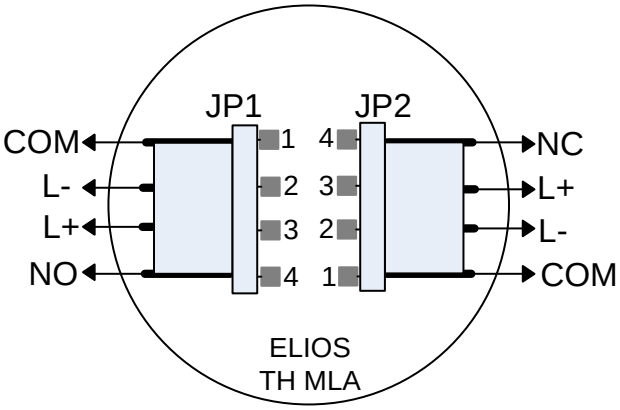

-In questa configurazione viene inserito solo uno tra i due connettori raffigurati.

-In this configuration is mounted only one of the two connectors shown.

Schema di collegamento/
wiring diagram

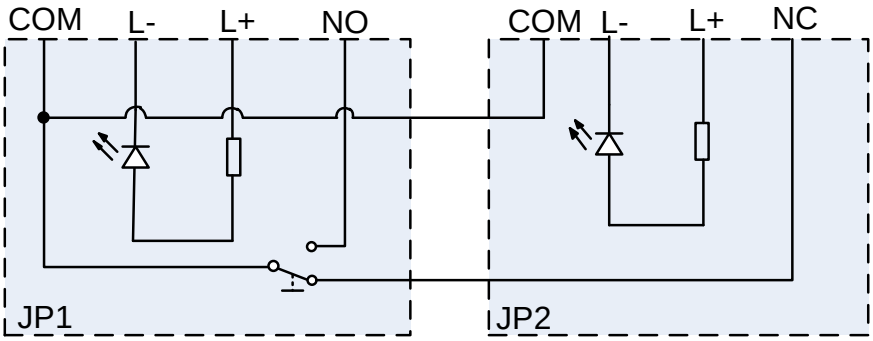

Alimentazione / Power supply :

+12 o +24V / +12 or +24

JP1

COM: comune contatto / common contact;

L-: Corona (-) / Lighted halo (-).

L+: Corona (+) / Lighted halo(+);

NO: contatto normalmente aperto / normally open contact;

JP2

COM: comune contatto / common contact;

L-: Corona (-) / Lighted halo (-).

L+: Corona (+) / Lighted halo(+);

NO: contatto normalmente chiuso / normally closed contact;

ITALIAN STYLE FOR LIFTS

Connettore JST/
JST connector

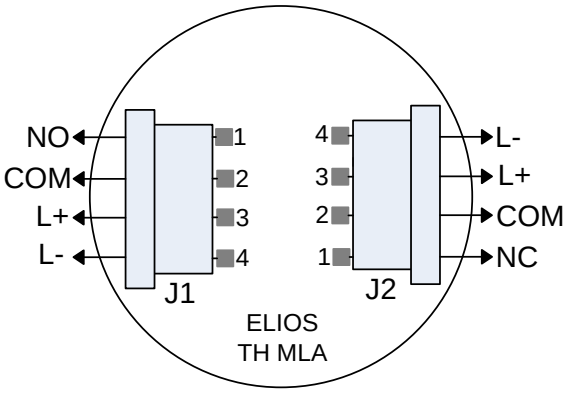

-In questa configurazione viene inserito solo uno tra i due connettori raffigurati.

-In this configuration is mounted only one of the two connectors shown.

Schema di collegamento/
wiring diagram

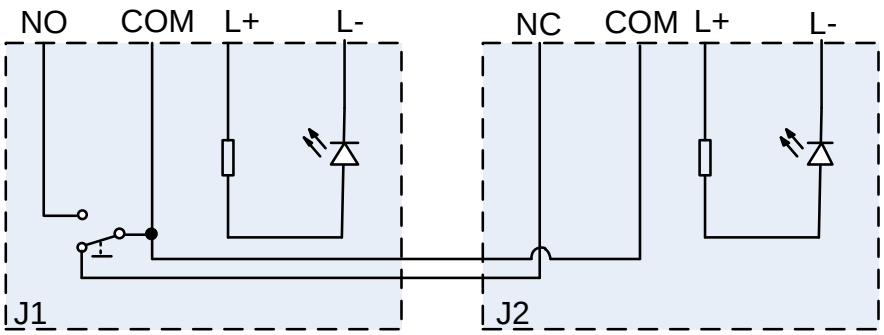

Alimentazione / Power supply :

+12 o +24V / +12 or +24

J1

NO: contatto normalmente aperto / normally open contact;
COM: comune contatto / common contact;
L+: Corona (+) / Lighted halo(+);
L-: Corona (-) / Lighted halo (-).

J2

NC: contatto normalmente chiuso / normally closed contact;
COM: comune contatto / common contact;
L+: Corona (+) / Lighted halo(+);
L-: Corona (-) / Lighted halo (-).

LEGGERE ATTENTAMENTE LE AVVERTENZE SULLA PULIZIA !!!

I nostri pulsanti devono essere puliti solo ed esclusivamente con un

PANNO IN COTONE E ACQUA CALDA !!!

Evitare qualsiasi utilizzo di sostanze chimiche, soprattutto per le superfici in plastica.

Molti prodotti Vega sono realizzati in policarbonato, ABS, metacrilato o nylon 66. L'utilizzo di prodotti di pulizia contenenti anche in minima parte ammoniaca, idrocarburi, soda caustica, acido cloridrico, acido nitrico, acido acetico, alcol etilico, alcol metilico sono assolutamente vietati.

****

CAREFULLY READ THE WARNINGS FOR CLEANING !!!

Our push buttons must be cleaned only and exclusively with a

COTTON RUG and WARM WATER

Avoid every use of chemical substances, above all for plastic surfaces

Most of Vega products are made in polycarbonate, ABS, methacrylate or Nylon 66. The use of many cleaning products with caustic soda, hydrocarbons, hydrochloric acid, nitric acid, acetic acid, ethyl alcohol and methyl alcohol are strictly prohibited

ITALIAN STYLE FOR LIFTS

VEGA S.r.l., **Via degli Appennini 11-13** – *63845*
Ponzano di Fermo (FM) Italy – P.Iva 01578140442
– Tel. +39.0734.631941 Fax +39. 0734.636098 –